

# YOUR VISUAL PROOF (1 of 2)




Artwork must be at least 1pt thick  
Gaps cut out from artwork must be at least 1.5pt thick

Must have all strokes outlined and then merged using the Pathfinder>Merge action. Then make sure the artwork is grouped.

For all colour cotton bags (not natural or white) there needs to be a 'BASE' layer as one of the Pantones unless it is just a black print. A layer of white is printed underneath the artwork to ensure the colour of the bag doesn't affect the print.

Maximum colours we can print on a coloured bag is **3 plus the BASE layer** - we can sometimes do more but it is artwork dependant and needs checking with Production

Artwork for screen prints needs to be vectored and set in Pantones from the Solid Coated or Solid Uncoated books  
\* White needs to be set in PANTONE WHITE and  
\* Black needs to be set in PANTONE BLACK or 100k



Scale 100%

Print area 280 x 320 mm

Logo size xx x xx mm


Order Reference xxxxxx  
Date created xx/xx/xx  
Created by xx

Product 246795  
Colour White  
Branding Spot Colour

## PANTONE® Colours



## Artwork Advisories





It is the customer's responsibility to ensure that the proof is correct in all areas. Please be sure to double-check spelling, grammar, layout and design before approving artwork. **Due to the variation in monitor colours and adjustments, PDF proofs may not provide an accurate colour representation of the final product & printed work.** Once artwork is approved, your order will be processed based on the above unless any amendments are made. All orders are subject to our terms and conditions.

**Please email all approvals/amends to your order processor.**

# YOUR VISUAL PROOF (2 of 2)

Order Reference	xxxxxx
Date created	xx/xx/xx
Created by	xx



**Artwork not to scale** magnified for production purposes to check fine detail