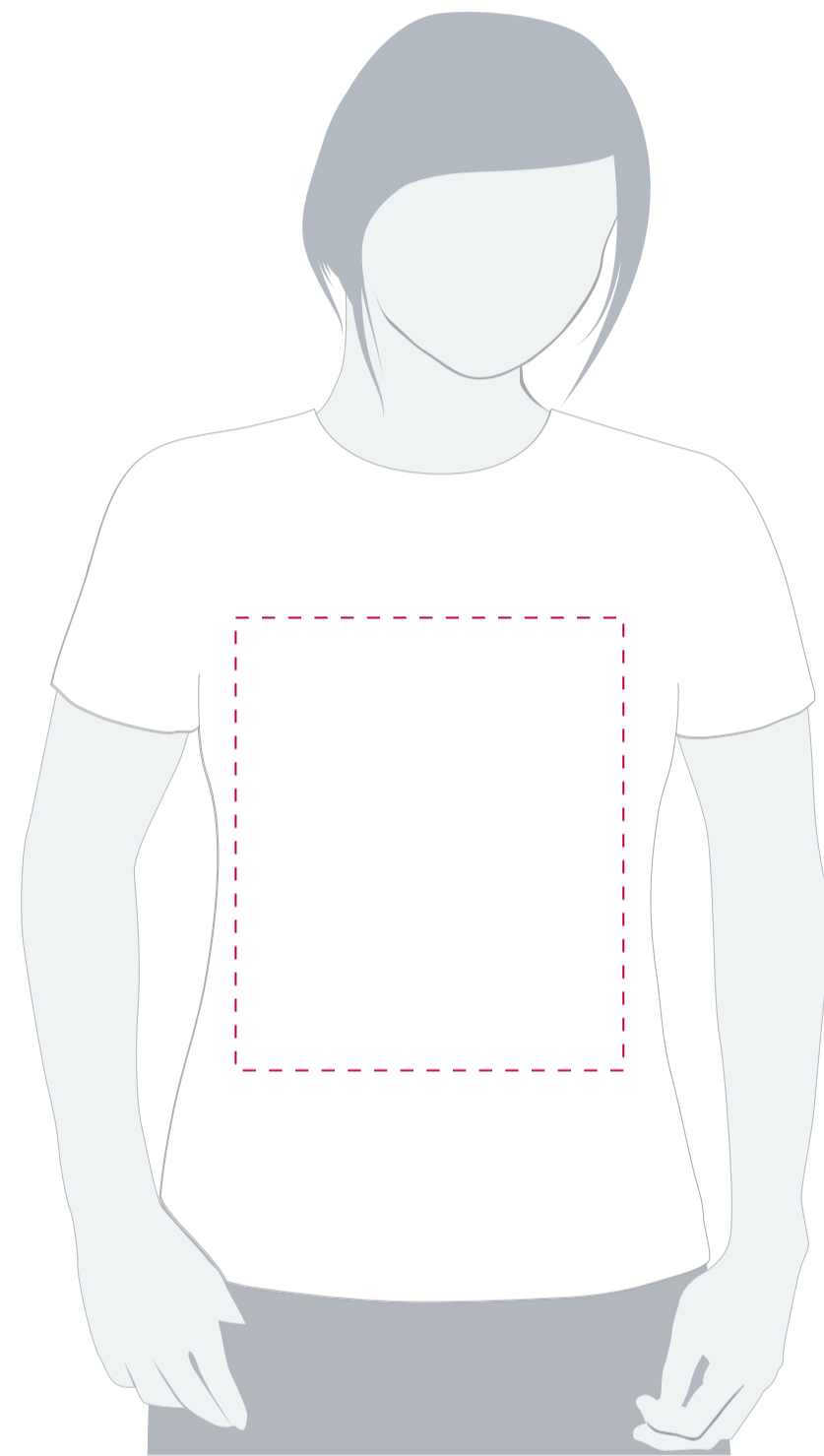


YOUR VISUAL PROOF (1 of 2)

Order Reference	xxxxxx
Date created	xx/xx/xx
Created by	xx

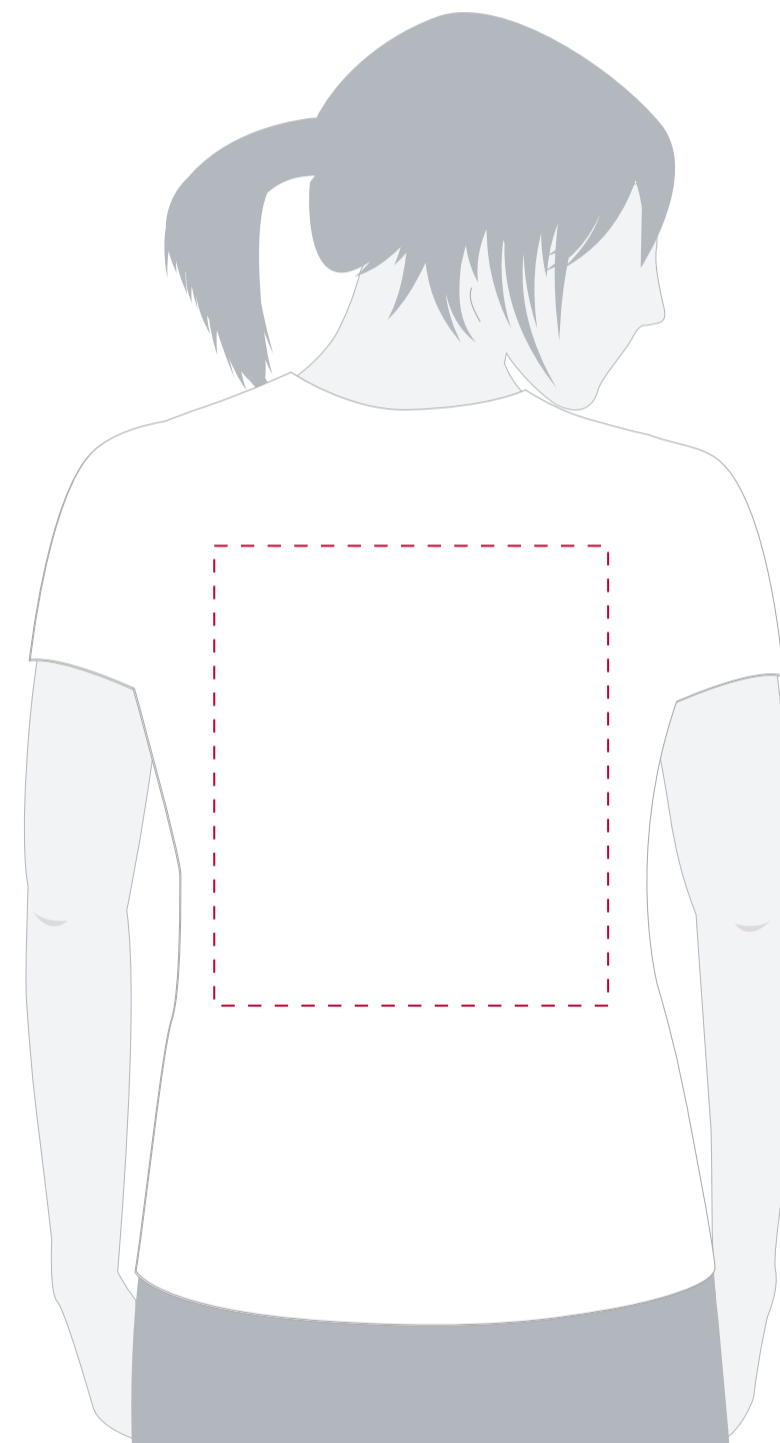


Must have all strokes outlined and then merged using the Pathfinder>Merge action.

Then make sure the artwork is grouped.

Make sure all placed images are embed in the file otherwise we won't have access to the artwork

The artwork resolution for transfers (if the artwork isn't vectored) needs to be approx 300dpi when set at print size



Product	226087
Colour	White
Branding	Full colour (direct to garment)

Artwork Advisories

This template is not to scale and is to be used as a **guide for print size & positioning only.**


Full colour printed colours may differ when printed to the final product.

It is the customer's responsibility to ensure that the proof is correct in all areas. Please be sure to double-check spelling, grammar, layout and design before approving artwork. **Due to the variation in monitor colours and adjustments, PDF proofs may not provide an accurate colour representation of the final product & printed work.** Once artwork is approved, your order will be processed based on the above unless any amendments are made. All orders are subject to our terms and conditions.

Please email all approvals/amends to your order processor.

Artwork not to scale (to be used as a guide only) Please see page 2 for actual artwork size.

YOUR VISUAL PROOF (2 of 2)



Visual Scale 100%

Order Reference	xxxxxx
Date created	xx/xx/xx
Created by	xx

Print position	xxxx
Print area	300 x 350mm
Logo size	xx x xxmm
Branding	Full colour (direct to garment)