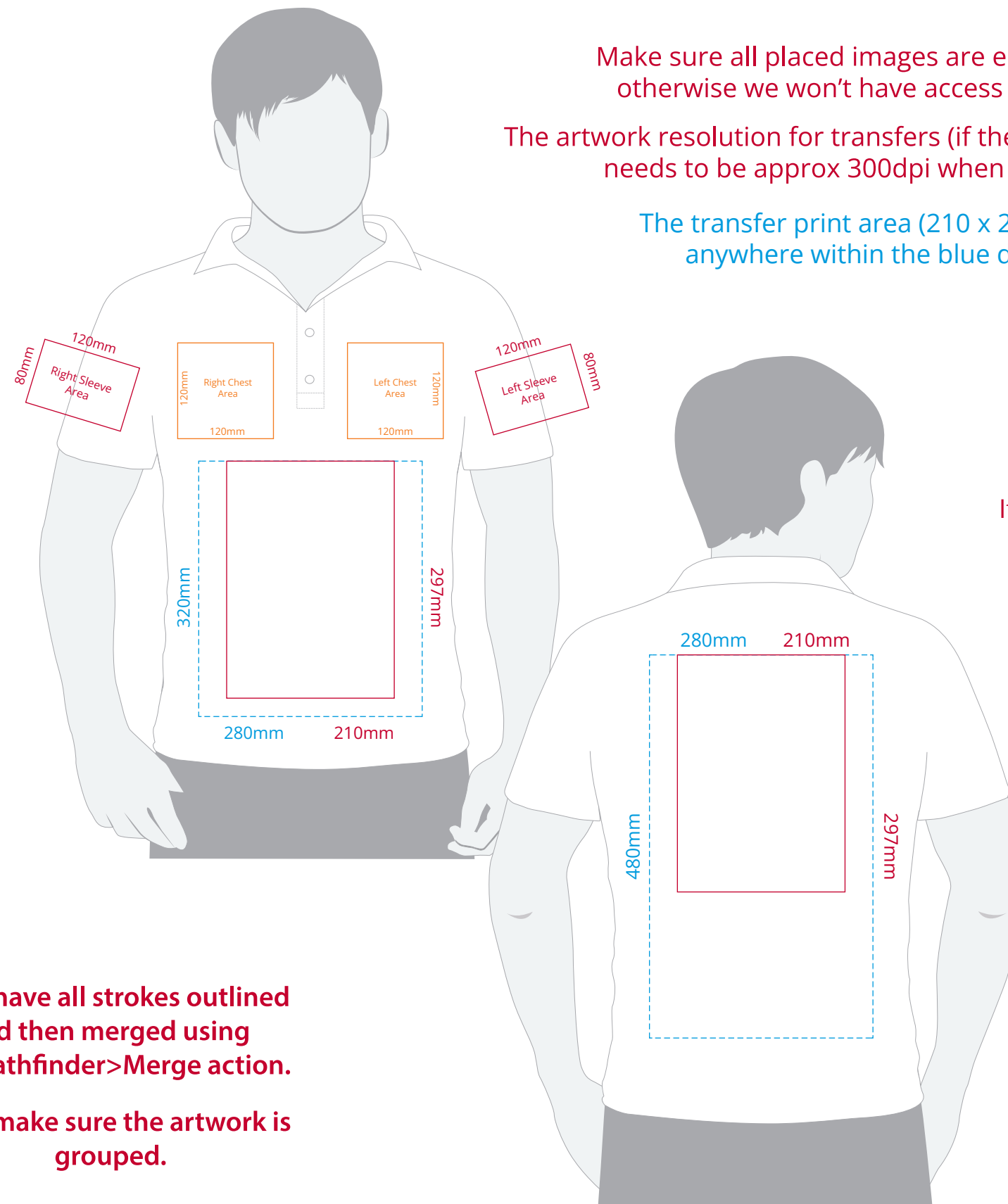


# YOUR VISUAL PROOF (1 of 2)

Order Reference      xxxxxx  
Date created        xx/xx/xx  
Created by            xx



Make sure all placed images are embed in the file otherwise we won't have access to the artwork

The artwork resolution for transfers (if the artwork isn't vectored) needs to be approx 300dpi when set at print size

The transfer print area (210 x 297mm) can go anywhere within the blue dotted area.

If you turn the print area horizontal, ensure the width is max 280mm

Must have all strokes outlined and then merged using the Pathfinder>Merge action.

Then make sure the artwork is grouped.

Product                225695  
Colour                 White  
Branding              Full Colour Transfer

## Artwork Advisories

This template is not to scale and is to be used as a guide for print size & positioning only.


When transfer printed an outline edge (keyline) may be visible.

Full colour printed colours may differ when printed to the final product.

It is the customer's responsibility to ensure that the proof is correct in all areas. Please be sure to double-check spelling, grammar, layout and design before approving artwork. **Due to the variation in monitor colours and adjustments, PDF proofs may not provide an accurate colour representation of the final product & printed work.** Once artwork is approved, your order will be processed based on the above unless any amendments are made. All orders are subject to our terms and conditions.

**Please email all approvals/amends to your order processor.**


# YOUR VISUAL PROOF (2 of 2)



Order Reference	xxxxxx
Date created	xx/xx/xx
Created by	xx

Print position	xxxx
Print area	xx x xx mm
Logo size	xx x xx mm
Branding	Full Colour Transfer

Artwork Colours



Visual Scale 100%