


FILE NAME:
ORDER NUMBER:

PANTONE COLOURS :-

-  PMS
-  NICKEL METAL




ACTUAL SIZE

Point to point - 23.43mm; Edge to edge - 23.03mm
2.8mm thick





if you use more than
1 colour infill, then
separating lines should
be 0.4mm stroke weight
at actual size

FRONT FACE




use this where
the background
will be metal

REVERSE FACE



use this where
the background
will be enamel



ENLARGED FOR CLARITY